

THE TENNESSEE CONSERVATIVE PRESENTS:

HOW **LEFT-LEANING** CORPORATIONS
AND **SPECIAL INTEREST** GROUPS
CORRUPT REPUBLICAN LEADERSHIP

FOLLOW THE MONEY REPORT



THERE'S A GREAT CONFLICT OF INTEREST IN NASHVILLE THAT THREATENS YOUR FREEDOM AND OUR SHARED CONSERVATIVE VALUES...

Dear Concerned Conservative,

Have you ever wondered why government can't fix obvious problems in an expedient fashion?


Does it perplex you that campaign promises, publicly made without equivocation, are quickly abandoned? More confusing still, does it baffle you as to why a politician will run on one position, then vote to do something in the exact opposite direction... making an existing problem even worse than before they were elected?

What causes this massive conflict between what is SAID vs. what is DONE, particularly with our own Tennessee Republican Party Leadership?

For years, I worked in political campaigns at the state, local and federal level on the fundraising side. As the author of How to Raise Money for Political Office, I've seen the corrupting influence of what is written about in this report first-hand. Here are the massive conflicts of interest causing our elected officials to stray from the stated GOP party platform...

Conflict No. 1

The **VOTES** come from
conservative primary voters





But the **MONEY** comes from
left-leaning corporate interests

In the following pages, you will be shocked to discover the massive amount of special interest money that fuels the campaign coffers of Republican leadership as a percentage of overall funds. These political organizations and the lobbyists who direct them do not share our values, but instead disdain them and work to kill Conservative legislation before it even gets to the floor for a vote.

Conflict No. 2

?? More campaign money comes from **OUTSIDE** the politicians' district than from the **INDIVIDUALS** they've sworn to represent



For years, I have watched the addiction to "PAC Welfare" cause Republican lawmakers to abandon their principles. It's hard to raise money back in your home district and it requires a significant amount of persistent effort. Knowing this, the left-leaning lobbyists steadily direct PAC and liberal donor contributions to the accounts of GOP leadership, often during lavish receptions at the Capitol designed to influence policy in a way neither you nor I could ever afford.

"PAC Welfare" slowly makes lawmakers so dependent upon special interests that they cannot introduce or advocate for the legislation that their constituents beg them for, even when polling and survey data makes that desire clear beyond a shadow of a doubt.

WHAT WE HOPE THE *FOLLOW THE MONEY* REPORT ACCOMPLISHES

First, I want to say that there is nothing illegal about being addicted to "PAC Welfare" or abandoning your district from a fundraising standpoint in favor of special interest money.

What I am saying is this: Doing so compromises integrity and creates a conflict of interest that is so obvious, it should not be tolerated by the voters or engaged in by the officials.

It is my hope that all members of TNGOP Leadership in the legislature will strive to raise the bulk of their money for campaigns from those they represent, removing this massive stumbling block and advancing Conservative policy to solve obvious problems with illegal immigration, school choice, social media censorship, campaign finance reform and lobbying curtailment, to name a few issues.

Our desire is that constituents, upon reading this report, will call their representatives and encourage them to make a pledge: That they will abandon the special interest financing of their efforts so that there can be no hint of impropriety. It is time for better alignment between money, votes, and policy."

THE ONLY REASON LEFT-LEANING CORPORATIONS CAN CORRUPT OUR GOP LEADERSHIP IS BECAUSE MOST CONSERVATIVES ARE CHEAP AND DO NOT PUT THEIR MONEY WHERE THEIR MOUTH IS!

I will say this plainly: Much of the blame for our current financial conflicts of interest stem from the fact that Conservatives do not adequately support the "Freedom Caucus" in Nashville. We talk the talk, but do not walk the walk in money or time spent.

Conservatives want a right-leaning press to tell them the uncomfortable truth, but most do not put their money where their mouth is when it comes to donating to Conservative causes and candidates.

When grassroots Conservatives fail to donate, they leave a political fundraising vacuum. That vacuum is filled by left-leaning corporations, lobbyists and special interest groups.

In Tennessee, it is time we break this trend—now.

Please click this the link below to donate to the Tennessee Conservative News... do it now, before you forget or come up with an excuse.

Visit tennesseeconservativenews.com/support and help us offset the expenses of creating this report and all the content you've come to love from our newsletter, podcasts, videos, articles and interviews. Simply put, we need your help!

We are Tennessee's only Conservative news publication that's 100% focused on the Volunteer State. If you want us to stay in business, donate today!

Freedom is NOT free – so please GIVE!



Brandon Lewis

Brandon Lewis

Founder,
The Tennessee Conservative



WHAT'S IN THE *FOLLOW THE MONEY REPORT* AND WHERE DID THE DATA COME FROM?

The Tennessee Conservative's ***Follow the Money Report*** provides a snapshot of the contributors for some of Tennessee's highest-ranking lawmakers.

We chose to focus on Republicans, since they hold the supermajority in the General Assembly.

Starting with Governor Lee, we worked our way down through the Lieutenant Governor, who also functions as the Speaker of the Senate, the Speaker of the House and the Republican Majority leaders in both the Senate and the House.

We then focused our efforts on the chairs of many of the key Committees and Subcommittees in both chambers. We chose these individuals because their sphere of influence goes beyond a singular vote for any given piece of legislation.

The contribution data used came directly from reports submitted by the elected officials and presented on the state's campaign election finance website.

The real work came in when attempting to decipher the reports to categorize the contributors and organize the information in an easy-to-understand format.

While a donation from any given source does not necessarily equal the elected officials voting for legislation in their favor, one must ask the question, "Why would a donation be given if something isn't received in return?" Many have said that a donation by any specific party is the equivalent of an endorsement.

For all lawmakers, we have highlighted how much funding is coming from their specific districts in comparison to outside their districts. Since Governor Bill Lee's *district* is the whole state, this section was replaced by In-State and Out-of-State contributions for his report.

We believe the vast majority of elected officials' donations should come from their own districts as those are the people that elected them and they should be working for the best interests of those people first and foremost.



DEFINITIONS YOU'LL SEE IN THE REPORT:

CATEGORIES

A broad heading under which all donations of a specific interest can be placed. For example, the "Healthcare" heading includes special interests ranging from Doctors to Hospitals to Pharmaceuticals. The "Individuals" category refers to an individual person who contributed with no specific interest defined and cannot be determined.

For a breakdown of each contribution, view the full report for each elected official linked in the summaries.

Note: "Corporate" category refers to companies with locations, etc. outside the state of Tennessee. Even if a company/business has multiple locations within the state, they are not categorized as "corporate" because they are solely Tennessee-based.

IN-DISTRICT/OUTSIDE-DISTRICT CONTRIBUTIONS

Denotes whether contributions came from within the elected official's district or areas beyond.

CONTRIBUTIONS

Donations received from various parties/groups to support the elected official's efforts and/or campaigns.

PAC CONTRIBUTIONS

Donations received from Political Action Committees.

POTENTIAL CONFLICTS

This is a judgment call. Contributors were looked at and compared to the committees/spheres of extended influence of lawmakers and a determination was made whether said funding could directly influence matters focused on in said committees, etc.

DISCLAIMER

As mentioned above, contributions made by a specific individual or entity do not necessarily equal influence over the lawmaker. To determine whether the funding has potentially influenced their votes, one must look at their voting records.

This report was compiled to the very best of our ability. The information provided in the state campaign finance reports was, in almost every case, lacking in detail. Much information was presented in a convoluted fashion that required a great deal of research to unravel. In some cases, the category under which a specific contributor was to be categorized was exceedingly difficult to determine due to phantom organization names or organizational contributions hidden under an individual's personal name. While, almost without a doubt, we missed some things, the outcome of the reports should not be affected by any potential minor errors.

**GOVERNOR
BILL LEE**
R-TN

\$605,264

2022 Contributions 1st thru 3rd quarter

IN-STATE CONTRIBUTIONS: **\$517,305**

OUT-OF-STATE CONTRIBUTIONS: **\$87,958**



[DOWNLOAD THE DETAILED REPORT HERE](#)

Total Contributions: **480**

In-State Contributions: **446**

Out-Of-State Contributions: **34**

Total percentage of In-State Contributions (by dollar amount): **85.47%**

PAC Contributions: **\$93,600**

Potential Conflicts of Interest Based on Committees/Donations: **15**

TOP CONTRIBUTORS

INDIVIDUALS	\$160,015.62	26.44%	% OF CONTRIBUTIONS
CORPORATE	\$95,729.10	15.82%	
HEALTHCARE	\$58,334.10	11.97%	
CORRECTIONS/ PRISONS/ETC.	\$44,600	7.37%	
REAL ESTATE	\$42,375	7%	

RANDY MCNALLY
LT. GOV., SPEAKER OF THE SENATE
R-OAK RIDGE-DISTRICT 5

\$95,875

2022 Contributions 1st thru 3rd quarter

IN-DISTRICT CONTRIBUTIONS: **\$23,425**

OUT-OF-DISTRICT CONTRIBUTIONS: **\$72,450**



[DOWNLOAD THE DETAILED REPORT HERE](#)

Total Contributions: **125**

In-District Contributions: **75**

Total percentage of In-District contributions (by dollar amount): **24.43%**

PAC Contributions: **\$56,500**

Potential Conflicts of Interest Based on Committees/Donations: **72**

TOP CONTRIBUTORS

HEALTHCARE	\$16,150	16.85%	% OF CONTRIBUTIONS
LEGAL	\$42,415	13.09%	
REAL ESTATE	\$8,300	8.66%	
INTRA-PARTY	\$8,000	8.35%	
INDIVIDUALS	\$7,650	7.98%	

CAMERON SEXTON
SPEAKER OF THE HOUSE
 R-CROSSVILLE-DISTRICT 25



\$92,705

2022 Contributions 1st thru 3rd quarter

IN-DISTRICT CONTRIBUTIONS: \$13,245
OUT-OF-DISTRICT CONTRIBUTIONS: \$79,460

[DOWNLOAD THE DETAILED REPORT HERE](#)

Total Contributions: **98**
 In-District Contributions: **40**
 Total percentage of In-District contributions (by dollar amount): **14.29%**
 PAC Contributions: **\$42,000**
 Potential Conflicts of Interest Based on Committees/Donations: **15**

TOP CONTRIBUTORS

BUSINESS	\$20,620	22.24%	% OF CONTRIBUTIONS
CORPORATE	\$12,560	14.96%	
BANKING	\$11,100	11.97%	
HEALTHCARE	\$9,395	10.13%	
LEGAL	\$9,000	9.7%	

SENATOR JACK JOHNSON
SENATE REPUBLICAN LEADER
 R-FRANKLIN-DISTRICT 27



\$283,060

2022 Contributions 1st thru 3rd quarter

IN-DISTRICT CONTRIBUTIONS: \$97,725
OUT-OF-DISTRICT CONTRIBUTIONS: \$185,335

[DOWNLOAD THE DETAILED REPORT HERE](#)

Total Contributions: **513**
 In-District Contributions: **304**
 Total percentage of In-District contributions (by dollar amount): **34.52%**
 PAC Contributions: **\$75,200**
 Potential Conflicts of Interest Based on Committees/Donations: **332**

TOP CONTRIBUTORS

HEALTHCARE	\$45,200	15.94%	% OF CONTRIBUTIONS
BUSINESS	\$42,415	14.96%	
INTRA-PARTY	\$40,050	14.12%	
CORPORATE	\$35,970	12.68%	
INDIVIDUALS	\$31,550	11.12%	

COMMITTEES:

- Member, Commerce and Labor
- Member, Ethics
- Member, Finance, Ways and Means

REP. WILLIAM LAMBERTH
HOUSE REPUBLICAN LEADER
 R-PORTLAND-DISTRICT 44



\$46,450

2022 Contributions 1st thru 3rd quarter

IN-DISTRICT CONTRIBUTIONS: \$1,700

OUT-OF-DISTRICT CONTRIBUTIONS: \$44,750

[DOWNLOAD THE DETAILED REPORT HERE](#)

Total Contributions: **37**

In-District Contributions: **6**

Total percentage of In-District contributions (by dollar amount): **3.66%**

PAC Contributions: **\$42,250**

Potential Conflicts of Interest Based on Committees/Donations: **33**


TOP CONTRIBUTORS

HEALTHCARE	\$19,250	41.44%	% OF CONTRIBUTIONS
CORPORATE	\$7,500	16.15%	
BANKING	\$5,000	10.76%	
AUTOMOTIVE	\$4,000	8.61%	
INTRA-PARTY	\$1,500	3.23%	

COMMITTEES:

- Member, Calendar and Rules Committee
- Member, Criminal Justice Committee
- Member, Criminal Justice Subcommittee
- Member, Select Ethics Committee
- Member, Finance, Ways, and Means Committee
- Member, Government Operations Committee

SENATOR RICHARD BRIGGS
 R-KNOXVILLE-DISTRICT 7



\$104,540

2022 Contributions 1st thru 3rd quarter

IN-DISTRICT CONTRIBUTIONS: \$12,390

OUT-OF-DISTRICT CONTRIBUTIONS: \$92,150

[DOWNLOAD THE DETAILED REPORT HERE](#)

Total Contributions: **78**

In-District Contributions: **21**

Total percentage of In-District contributions (by dollar amount): **11.85%**

PAC Contributions: **\$69,000**

Potential Conflicts of Interest Based on Committees/Donations: **61**

TOP CONTRIBUTORS

HEALTHCARE	\$23,800	22.77%	% OF CONTRIBUTIONS
INTRA-PARTY	\$12,900	12.34%	
REAL ESTATE	\$40,050	14.12%	
ALCOHOL/DISTRIBUTORS	\$9,000	10.9%	
CORPORATE	\$7,100	6.79%	

COMMITTEES:

- Chair, State & Local Government
- Member, Rules
- Member, Transportation and Safety

SENATOR RUSTY CROWE

R-JOHNSON CITY-DISTRICT 3

\$59,300

2022 Contributions 1st thru 3rd quarter

IN-DISTRICT CONTRIBUTIONS: **\$2,650**

OUT-OF-DISTRICT CONTRIBUTIONS: **\$56,650**



[DOWNLOAD THE DETAILED REPORT HERE](#)

Total Contributions: **53**

In-District Contributions: **21**

Total percentage of In-District contributions (by dollar amount): **4.47%**

PAC Contributions: **\$42,500**

Potential Conflicts of Interest Based on Committees/Donations: **36**

TOP CONTRIBUTORS

Category	Amount	Percentage	% OF CONTRIBUTIONS
HEALTHCARE	\$25,200	42.5%	
INTRA-PARTY	\$5,700	9.6%	
INDIVIDUALS	\$5,300	8.9%	
LEGAL	\$5,000	8.43%	
REAL ESTATE	\$3,600	6.07%	

COMMITTEES:

- Chair, Health and Welfare
- Member, Education Member, Government Operations
- Member, Joint Education, Health and General Welfare
- Member, Joint Judiciary and Government

SENATOR JON LUNDBERG

R-BRISTOL-DISTRICT 4

\$1,500

2022 Contributions 1st thru 3rd quarter

IN-DISTRICT CONTRIBUTIONS: **\$0**

OUT-OF-DISTRICT CONTRIBUTIONS: **\$1,500**



[DOWNLOAD THE DETAILED REPORT HERE](#)

Total Contributions: **2**

In-District Contributions: **0**

Total percentage of In-District contributions (by dollar amount): **0%**

PAC Contributions: **\$1,500**

Potential Conflicts of Interest Based on Committees/Donations: **2**

TOP CONTRIBUTORS

Category	Amount	Percentage	% OF CONTRIBUTIONS
BANKING	\$1,000	66.67%	
HEALTHCARE	\$500	33.34%	

Note: Only 2 contributions were submitted for this reporting period.

COMMITTEES:

- Chair, State & Local Government
- Member, Rules
- Member, Transportation and Safety

SENATOR KERRY ROBERTS

R-SPRINGFIELD-DISTRICT 23

\$14,500

2022 Contributions 1st thru 3rd quarter

IN-DISTRICT CONTRIBUTIONS: **\$400**

OUT-OF-DISTRICT CONTRIBUTIONS: **\$14,100**



[DOWNLOAD THE DETAILED REPORT HERE](#)

Total Contributions: **14**

In-District Contributions: **1**

Total percentage of In-District contributions (by dollar amount): **2.76%**

PAC Contributions: **\$12,500**

Potential Conflicts of Interest Based on Committees/Donations: **11**

TOP CONTRIBUTORS

Category	Amount	Percentage	% OF CONTRIBUTIONS
HEALTHCARE	\$4,100	28.28%	
LEGAL	\$2,000	13.79%	
REAL ESTATE	\$1,500	10.35%	
ALCOHOL/ DISTRIBUTORS	\$1,500	10.35%	
INTRA-PARTY	\$1,100	7.59%	

COMMITTEES:

- Chair, Government Operations
- Member, Joint Education, Health and General Welfare
- Member, Joint Judiciary and Government

SENATOR BO WATSON

R-HIXSON-DISTRICT 11

\$39,000

2022 Contributions 1st thru 3rd quarter

IN-DISTRICT CONTRIBUTIONS: **\$1,000**

OUT-OF-DISTRICT CONTRIBUTIONS: **\$38,000**



[DOWNLOAD THE DETAILED REPORT HERE](#)

Total Contributions: **26**

In-District Contributions: **21**

Total percentage of In-District contributions (by dollar amount): **2.56%**

PAC Contributions: **\$32,500**

Potential Conflicts of Interest Based on Committees/Donations: **25**

TOP CONTRIBUTORS

Category	Amount	Percentage	% OF CONTRIBUTIONS
HEALTHCARE	\$16,000	41.02%	
CORPORATE	\$7,000	17.95%	
LOBBYING	\$5,000	12.82%	
REAL ESTATE	\$4,000	10.26%	
ALCOHOL/ DISTRIBUTORS	\$4,000	10.26%	

COMMITTEES:

- Chair, Finance, Ways and Means Committee
- Chair, Senate Rules Committee
- Vice-Chairperson, Pensions and Insurance
- Member, Health and Welfare Committee
- Member, Commerce and Labor Committee
- Member, Fiscal Review

SENATOR DAWN WHITE

R-MURFREESBORO-DISTRICT 13

\$72,500

2022 Contributions 1st thru 3rd quarter

IN-DISTRICT CONTRIBUTIONS: **\$200**

OUT-OF-DISTRICT CONTRIBUTIONS: **\$72,300**



[DOWNLOAD THE DETAILED REPORT HERE](#)

Total Contributions: **58**

In-District Contributions: **1**

Total percentage of In-District contributions (by dollar amount): **0.27%**

PAC Contributions: **\$52,300**

Potential Conflicts of Interest Based on Committees/Donations: **42**

TOP CONTRIBUTORS

INTRA-PARTY	\$19,800	27.31%	% OF CONTRIBUTIONS
HEALTHCARE	\$9,250	12.76%	
FINANCE	\$7,500	10.35%	
INDIVIDUALS	\$5,800	8%	
CORPORATE	\$5,600	7.72%	

COMMITTEES:

Vice-Chairperson, Judiciary Committee
Member, Education Committee
Member, Finance, Ways and Means Committee

REPRESENTATIVE SCOTT CEPICKY

R-CULLEOKA-DISTRICT 64

\$47,335

2022 Contributions 1st thru 3rd quarter

IN-DISTRICT CONTRIBUTIONS: **\$11,150**

OUT-OF-DISTRICT CONTRIBUTIONS: **\$36,185**



[DOWNLOAD THE DETAILED REPORT HERE](#)

Total Contributions: **55**

In-District Contributions: **17**

Total percentage of In-District contributions (by dollar amount): **23.56%**

PAC Contributions: **\$24,300**

Potential Conflicts of Interest Based on Committees/Donations: **25**

TOP CONTRIBUTORS

INTRA-PARTY	\$22,400	47.32%	% OF CONTRIBUTIONS
HEALTHCARE	\$8,950	18.9%	
BUSINESS	\$7,800	16.48%	
INDIVIDUALS	\$1,250	2.64%	
2A RIGHTS	\$1,000	2.11%	
GOV'T EMPLOYEES	\$1,000	2.11%	
HALFWAY HOUSES	\$1,000	2.11%	

COMMITTEES:

Chair, Education Instruction Subcommittee
Member, Insurance Committee
Member, Education Administratio
Member, Education Instruction
Member, K-12 Subcommittee
Member, Insurance Subcommittee

REPRESENTATIVE JOHN CRAWFORD

R-DISTRICT 1 -BRISTOL/KINGSPORT

\$16,500

2022 Contributions 1st thru 3rd quarter

IN-DISTRICT CONTRIBUTIONS: **\$0**

OUT-OF-DISTRICT CONTRIBUTIONS: **\$16,500**



[DOWNLOAD THE DETAILED REPORT HERE](#)

Total Contributions: **21**

In-District Contributions: **0**

Total percentage of In-District contributions (by dollar amount): **0%**

PAC Contributions: **\$16,500**

Potential Conflicts of Interest Based on Committees/Donations: **21**

TOP CONTRIBUTORS

REAL ESTATE	\$5,000	30.3%	% OF CONTRIBUTIONS
LEGAL	\$2,500	15.15%	
HOUSING	\$1,750	10.6%	
ALCOHOL	\$1,750	10.6%	
HEALTHCARE	\$1,000	6.06%	
CORPORATE	\$1,000	6.06%	
GOVT EMPLOYEES	\$1,000	6.06%	

COMMITTEES:

- Chair, Local Government Committee
- Member, Cities and Counties Subcommittee
- Member, Elections and Campaign Finance Subcommittee
- Member, Finance, Ways, and Means Committee
- Member, Property and Planning Subcommittee

REPRESENTATIVE KIRK HASTON


R-LOBELVILLE-DISTRICT 72

\$16,930

2022 Contributions 1st thru 3rd quarter

IN-DISTRICT CONTRIBUTIONS: **\$0**

OUT-OF-DISTRICT CONTRIBUTIONS: **\$16,930**



[DOWNLOAD THE DETAILED REPORT HERE](#)

Total Contributions: **17**

In-District Contributions: **0**

Total percentage of In-District contributions (by dollar amount): **0%**

PAC Contributions: **\$15,400**

Potential Conflicts of Interest Based on Committees/Donations: **9**

TOP CONTRIBUTORS

EDUCATION	\$6,700	39.57%	% OF CONTRIBUTIONS
BANKING & FINANCE	\$5,750	33.96%	
LEGAL	\$1,800	10.63%	
LOBBYING	\$1,000	5.9%	
CORPORATE	\$1,000	5.9%	
GOVT BUSINESS	\$1,000	5.9%	
TRANSPORTATION/ROADS	\$1,000	5.9%	

COMMITTEES:

- Chair, K-12 Subcommittee
- Member, Banking and Consumer Affairs Subcommittee
- Member, Commerce Committee
- Member, Education Administration Committee
- Member, Education Instruction Committee
- Member, Education Instruction Subcommittee

REPRESENTATIVE PATSY HAZLEWOOD

R-SIGNAL MOUNTAIN-DISTRICT 27

\$49,500

2022 Contributions 1st thru 3rd quarter

IN-DISTRICT CONTRIBUTIONS: **\$2,500**

OUT-OF-DISTRICT CONTRIBUTIONS: **\$47,000**



[DOWNLOAD THE DETAILED REPORT HERE](#)

Total Contributions: **36**

In-District Contributions: **1**

Total percentage of In-District contributions (by dollar amount): **5.05%**

PAC Contributions: **\$43,750**

Potential Conflicts of Interest

Based on Committees/Donations: **36**

TOP CONTRIBUTORS

Category	Amount	% of Contributions
HEALTHCARE	\$12,500	25.25%
FINANCE	\$7,000	14.15%
WINE & SPIRITS	\$6,500	10.6%
REAL ESTATE/ TIMESHARES	\$5,000	10.1%
LOBBYING	\$5,000	10.1%
GOVT EMPLOYEES	\$4,000	8.08%

COMMITTEES:

Chair, Finance, Ways, and Means Committee

Member, Finance, Ways, and Means Appropriations Subcommittee

Member, Business and Utilities Subcommittee

Member, Commerce Committee

Member, Finance, Ways, and Means Subcommittee

Member, Select Committee on Rules

Member, Joint Pensions

Member, Joint Fiscal Review Committee

REPRESENTATIVE GARY HICKS


R-ROGERSVILLE-DISTRICT 9

\$27,000

2022 Contributions 1st thru 3rd quarter

IN-DISTRICT CONTRIBUTIONS: **\$1,000**

OUT-OF-DISTRICT CONTRIBUTIONS: **\$26,000**



[DOWNLOAD THE DETAILED REPORT HERE](#)

Total Contributions: **24**

In-District Contributions: **1**

Total percentage of In-District contributions (by dollar amount): **3.7%**

PAC Contributions: **\$20,000**

Potential Conflicts of Interest

Based on Committees/Donations: **22**

TOP CONTRIBUTORS

Category	Amount	% of Contributions
HEALTHCARE	\$10,000	37%
CORPORATE	\$7,500	27.78%
INSURANCE- HEALTH & GENERAL	\$7,500	27.78%
LEGAL	\$5,000	18.52%
CORRECTIONS/ CORP PRISONS	\$1,500	5.56%
ALCOHOL	\$1,500	5.56%

COMMITTEES:

Chair, Finance, Ways, and Means Subcommittee

Member, Finance, Ways, and Means Committee

Member, Finance, Ways, and Means Appropriations Subcommittee

Member, Insurance Committee Member, Insurance Subcommittee

Member, Select Committee on Rules Member, Joint Pensions

REPRESENTATIVE DEBRA MOODY

R-COVINGTON-DISTRICT 81

\$17,065

2022 Contributions 1st thru 3rd quarter

IN-DISTRICT CONTRIBUTIONS: \$9,215

OUT-OF-DISTRICT CONTRIBUTIONS: \$7,850

Total Contributions: **31**

In-District Contributions: **16**

Total percentage of In-District contributions (by dollar amount): **54%**

PAC Contributions: **\$8,150**

Potential Conflicts of Interest

Based on Committees/Donations: **9**

TOP CONTRIBUTORS

Category	Amount	Percentage	% OF CONTRIBUTIONS
CONSTRUCTION	\$3,700	21.69%	
LEGAL	\$1,750	10.25%	
BUSINESS	\$1,500	8.79%	
GOVT EMPLOYEES	\$1,500	8.79%	
LOBBYING	\$1050	6.15%	

COMMITTEES:

- Chair, Education Instruction Committee
- Member, Criminal Justice Committee
- Member, Criminal Justice Subcommittee
- Member, Education Instruction Subcommittee
- Member, Local Government Committee
- Member, Property and Planning Subcommittee
- Member, Select Committee on Rules



[DOWNLOAD THE DETAILED REPORT HERE](#)

REPRESENTATIVE JOHN RAGAN

R-OAK RIDGE -DISTRICT 33

\$17,195

2022 Contributions 1st thru 3rd quarter

IN-DISTRICT CONTRIBUTIONS: \$5,215

OUT-OF-DISTRICT CONTRIBUTIONS: \$11,980

Total Contributions: **35**

In-District Contributions: **10**

Total percentage of In-District contributions (by dollar amount): **30.33%**

PAC Contributions: **\$9,355**

Potential Conflicts of Interest

Based on Committees/Donations: **12**

TOP CONTRIBUTORS

Category	Amount	Percentage	% OF CONTRIBUTIONS
INTRA-PARTY	\$8,855	51.5%	
INDIVIDUALS	\$1,290	7.27%	
HEALTHCARE	\$7,500	7.27%	
GOVT EMPLOYEES	\$1,000	5.81%	
REAL ESTATE	\$1,000	5.81%	
2A RIGHTS	\$1,000	5.81%	

COMMITTEES:

- Chair, Government Operations Committee
- Member, Calendar and Rules Committee
- Member, Education Administration Committee
- Member, Education Instruction Committee
- Member, Education Instruction Subcommittee
- Member, K-12 Subcommittee
- Member, Joint Commerce, Labor, Transportation and Agriculture
- Member, Joint Education, Health and General Welfare
- Member, Joint Judiciary and Government



[DOWNLOAD THE DETAILED REPORT HERE](#)

REPRESENTATIVE TIM RUDD

R-MURFREESBORO-DISTRICT 34

\$12,450

2022 Contributions 1st thru 3rd quarter

IN-DISTRICT CONTRIBUTIONS: \$3,250

OUT-OF-DISTRICT CONTRIBUTIONS: \$8,600

Total Contributions: **23**

In-District Contributions: **11**

Total percentage of In-District contributions (by dollar amount): **26.1%**

PAC Contributions: **\$8,600**

Potential Conflicts of Interest

Based on Committees/Donations: **10**

TOP CONTRIBUTORS

			% OF CONTRIBUTIONS
INTRA-PARTY	\$3,000	24.1%	
HEALTHCARE	\$2,750	22.09%	
INDIVIDUALS	\$2,700	21.69%	
GOVT EMPLOYEES	\$1,500	12.05%	
BUSINESS	\$700	5.62%	

COMMITTEES:

Chair, Elections and Campaign Finance Subcommittee

Member, Insurance Committee

Member, Local Government Committee

Member, Transportation Committee



[DOWNLOAD THE DETAILED REPORT HERE](#)

REPRESENTATIVE BRYAN TERRY

R-MURFREESBORO-DISTRICT 48

\$30,750

2022 Contributions 1st thru 3rd quarter

IN-DISTRICT CONTRIBUTIONS: \$700

OUT-OF-DISTRICT CONTRIBUTIONS: \$30,050

Total Contributions: **36**

In-District Contributions: **2**

Total percentage of In-District contributions (by dollar amount): **2.28%**

PAC Contributions: **\$29,900**

Potential Conflicts of Interest

Based on Committees/Donations: **22**

TOP CONTRIBUTORS

			% OF CONTRIBUTIONS
HEALTHCARE	\$22,450	73%	
GOVT EMPLOYEES	\$2,000	6.5%	
INTRA-PARTY	\$1,150	3.74%	
FINANCE	\$1,000	3.25%	
TOBACCO	\$1,000	3.25%	


COMMITTEES:

Chair, Health Committee

Member, Health Subcommittee

Member, Insurance Committee

Member, Insurance Subcommittee



[DOWNLOAD THE DETAILED REPORT HERE](#)

REPRESENTATIVE MARK WHITE

R-MEMPHIS-DISTRICT 83

\$25,650

2022 Contributions 1st thru 3rd quarter

**IN-DISTRICT
CONTRIBUTIONS: \$12,800**

**OUT-OF-DISTRICT
CONTRIBUTIONS: \$12,850**

Total Contributions: **30**

In-District Contributions: **8**

Total percentage of In-District
contributions (by dollar amount): **49.91%**

PAC Contributions: **\$19,300**

Potential Conflicts of Interest
Based on Committees/Donations: **4**



[DOWNLOAD THE
DETAILED REPORT HERE](#)

TOP CONTRIBUTORS

SHIPPING / CORPORATE	\$5,300	20.67%	% OF CONTRIBUTIONS
HEALTHCARE	\$5,000	19.5%	
EDUCATION	\$4,000	15.6%	
LEGAL	\$2,000	7.8%	
AUTOMOTIVE/ CORPORATE	\$1,700	6.62%	

COMMITTEES:

Chair, Education Administration Committee

Member, Higher Education Subcommittee

Member, Insurance Committee

Member, K-12 Subcommittee

Member, Education Instruction Committee



**IF YOU'VE MADE IT TO THIS PAGE AND
HAVE NOT DONATED, YOU'RE MAKING IT
TOO EASY FOR THE LEFTIST MEDIA TO
RULE TENNESSEE POLITICS!**

Get off the couch and get in the fight!

[Click here to donate NOW!](#)

Or visit:

tennesseeconservativenews.com/support

Thank You!