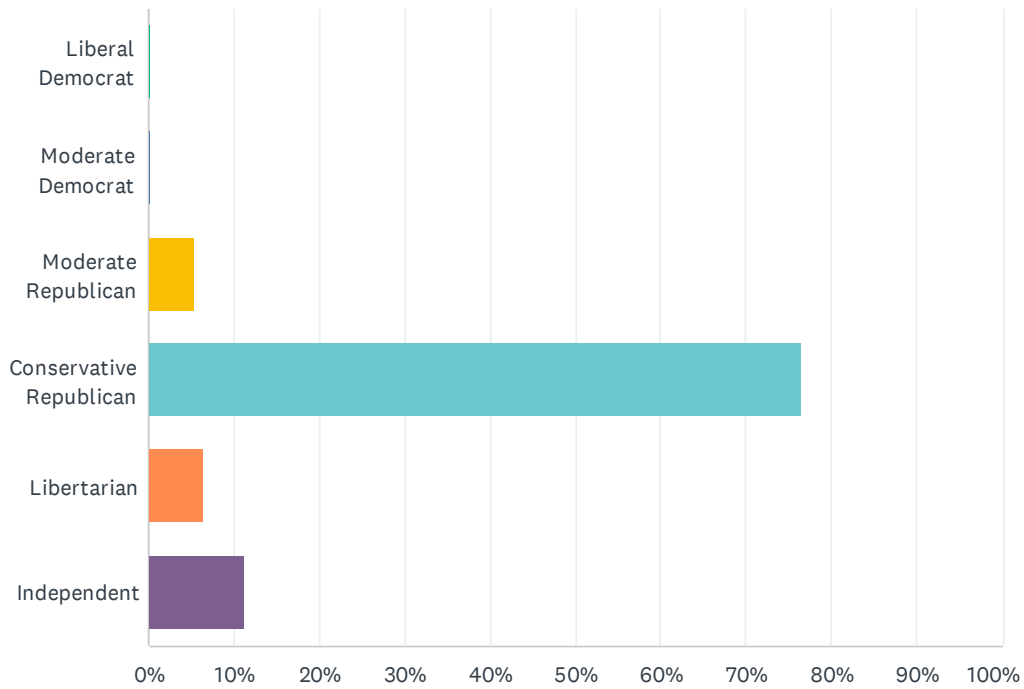


## Q1 What best describes your political leanings?

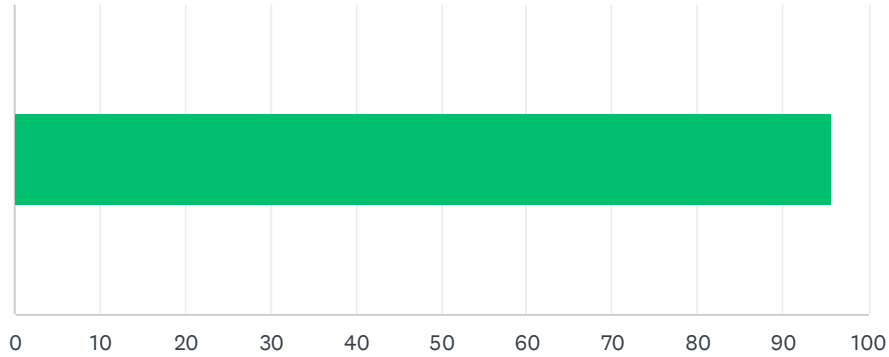
Answered: 1,659 Skipped: 0



ANSWER CHOICES	RESPONSES	
Liberal Democrat	0.12%	2
Moderate Democrat	0.12%	2
Moderate Republican	5.42%	90
Conservative Republican	76.55%	1,270
Libertarian	6.39%	106
Independent	11.39%	189
<b>TOTAL</b>		<b>1,659</b>

Q2 On a scale of 1 to 100, with 1 being “not worried” and 100 being “extremely worried,” how concerned are you about illegal immigration in Tennessee at the state level?

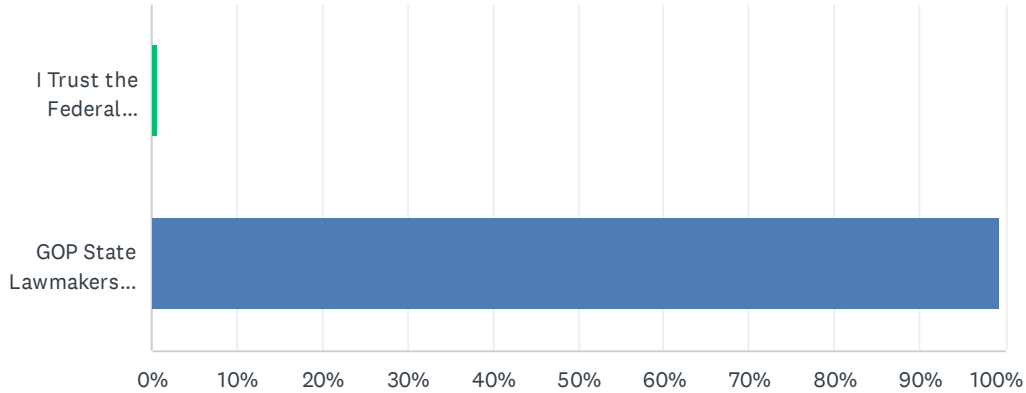
Answered: 1,659 Skipped: 0



ANSWER CHOICES	AVERAGE NUMBER	TOTAL NUMBER	RESPONSES
	96	158,908	1,659
Total Respondents: 1,659			

### Q3 Do you agree with TNGOP leadership that illegal immigration is primarily a federal issue, or do you think it should be addressed directly by the legislature on the state-level?

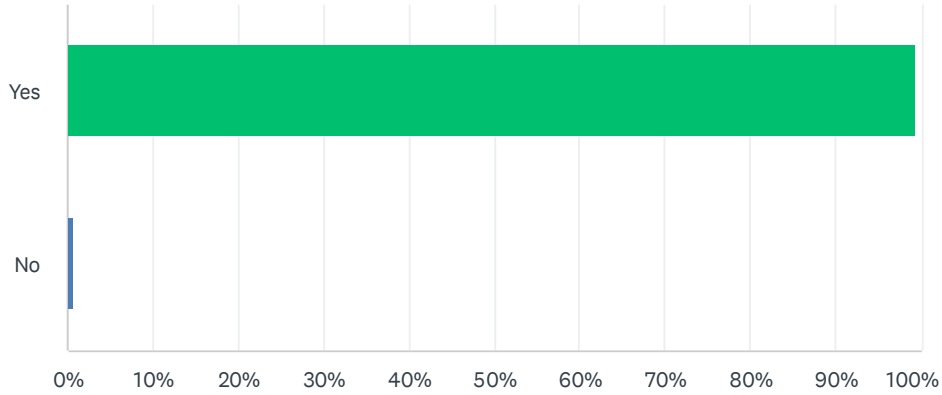
Answered: 1,659 Skipped: 0



ANSWER CHOICES	RESPONSES	
I Trust the Federal Government to Handle It	0.66%	11
GOP State Lawmakers Should Pass Laws to Stop or Discourage It	99.34%	1,648
TOTAL		1,659

### Q4 Should the Republican Leadership in the Legislature pass a bill to penalize and ban the mass transportation of illegal aliens into Tennessee by federally-funded, private companies?

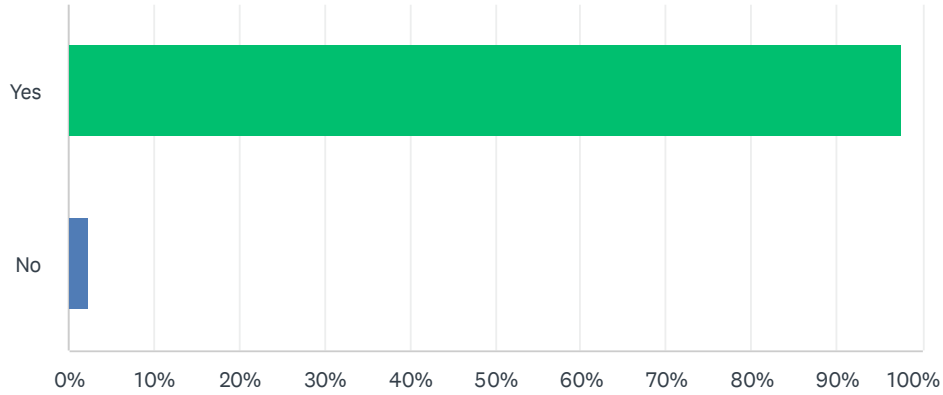
Answered: 1,659 Skipped: 0



ANSWER CHOICES	RESPONSES	
Yes	99.34%	1,648
No	0.66%	11
TOTAL		1,659

### Q5 Would you support a bill to stop taxpayer-funded illegal immigrant education in Tennessee be passed by the GOP-controlled State Legislature?

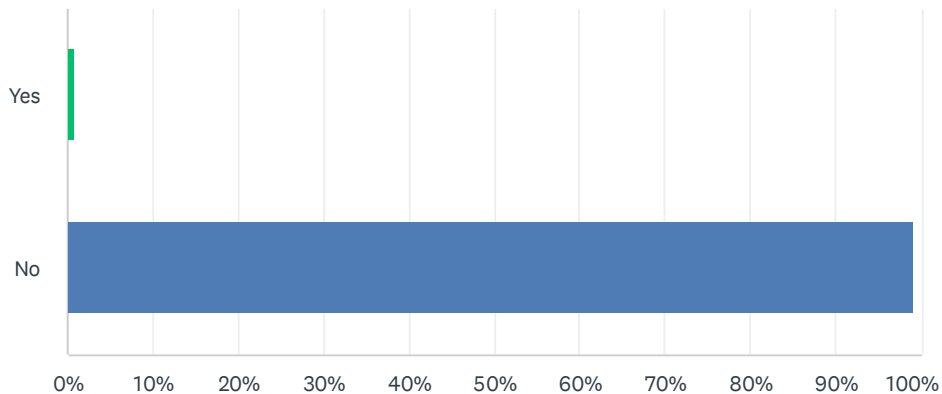
Answered: 1,659 Skipped: 0



ANSWER CHOICES	RESPONSES
Yes	97.71% 1,621
No	2.29% 38
TOTAL	1,659

## Q6 Should illegal immigrants receive taxpayer funded benefits in Tennessee like welfare, housing assistance, or food stamps?

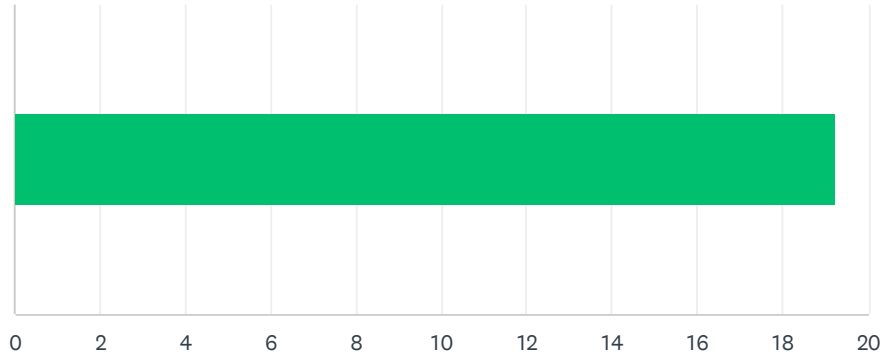
Answered: 1,659 Skipped: 0



ANSWER CHOICES	RESPONSES	
Yes	0.90%	15
No	99.10%	1,644
TOTAL		1,659

Q7 One a scale of 1 to 100, with 1 being “extremely disappointed” and 100 being “extremely pleased,” how would you rank the performance of the GOP-Controlled Legislature on illegal immigration?

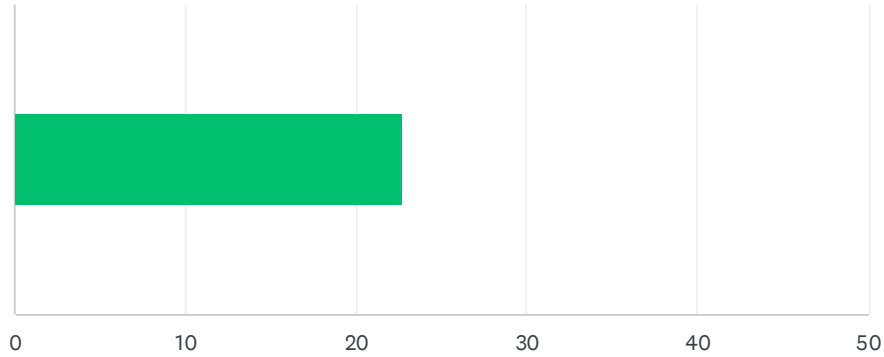
Answered: 1,659 Skipped: 0



ANSWER CHOICES	AVERAGE NUMBER	TOTAL NUMBER	RESPONSES
	19	31,935	1,659
Total Respondents: 1,659			

Q8 One a scale of 1 to 100, with 1 being “extremely disappointed” and 100 being “extremely pleased,” how would you rank the performance of Governor Bill Lee on illegal immigration?

Answered: 1,659 Skipped: 0

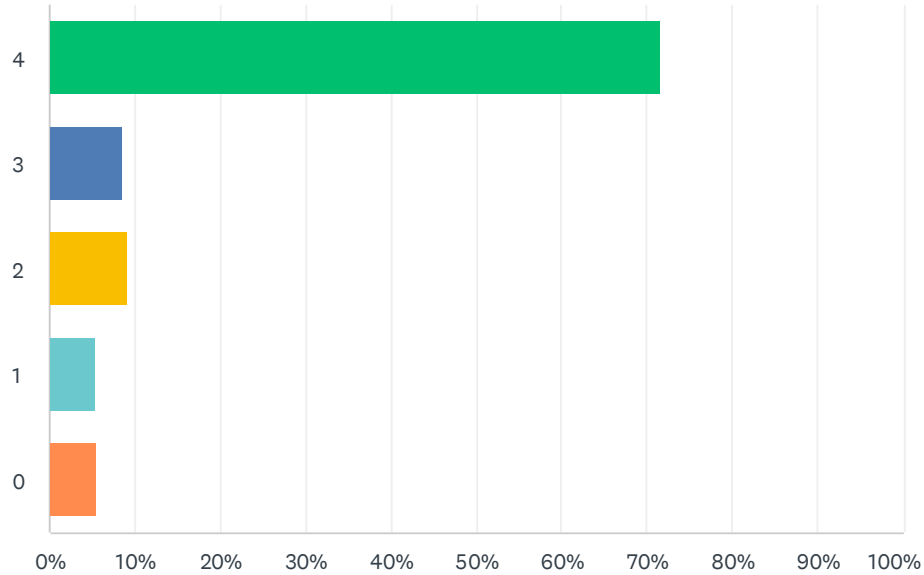


ANSWER CHOICES	AVERAGE NUMBER	TOTAL NUMBER	RESPONSES
	23	37,615	1,659
Total Respondents: 1,659			



## Q9 Of the last 4 Republican Primary elections, how many have you voted in?

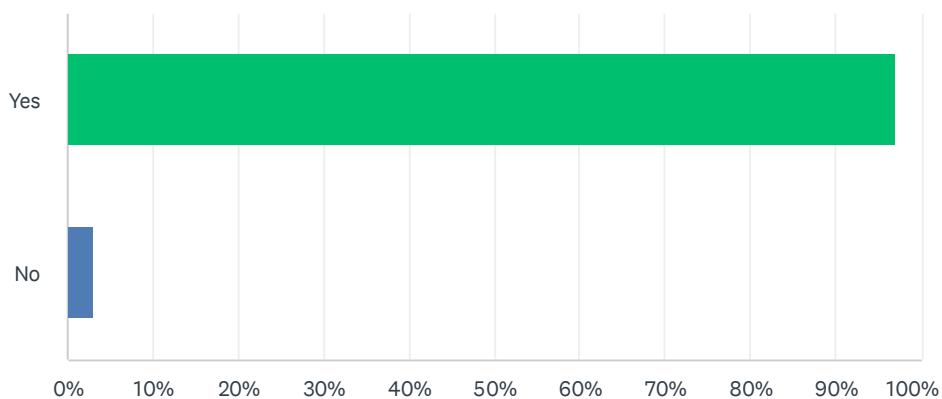
Answered: 1,659 Skipped: 0



ANSWER CHOICES	RESPONSES	
4	71.55%	1,187
3	8.44%	140
2	9.16%	152
1	5.30%	88
0	5.55%	92
<b>TOTAL</b>		<b>1,659</b>

## Q10 Do you plan on voting in the next Republican Primary in Tennessee?

Answered: 1,659 Skipped: 0



ANSWER CHOICES	RESPONSES	
Yes	97.05%	1,610
No	2.95%	49
<b>TOTAL</b>		<b>1,659</b>

**Q11 So we can send you the RESULTS of this SURVEY directly – and so GOP lawmakers know you are a REAL PERSON – please provide your name, email and zip code. WE PROMISE not to share your EMAIL information with anyone!**

Answered: 1,659 Skipped: 0

ANSWER CHOICES	RESPONSES	
Name	100.00%	1,659
Company	0.00%	0
Address	0.00%	0
Address 2	0.00%	0
City/Town	0.00%	0
State/Province	0.00%	0
ZIP/Postal Code	100.00%	1,659
Country	0.00%	0
Email Address	100.00%	1,659
Phone Number	0.00%	0